



Parent View Questionnaire February 2019

Admin

The questionnaire was sent to parents on 25th January 2019 with a deadline for return by Friday 8th February 2019.

What data was used to produce this management information?

The questions were taken directly from the Parent View website which has been set up by Ofsted to give parents the chance to give feedback about what they think about their child's school. Parents View asks for parent opinions on 12 aspects of their child's school, from the quality of teaching, to dealing with bullying and poor behaviour.

A paper questionnaire was created using these 12 questions to ensure consistency with Parent View. Data in this report was derived from the submissions received by this parent questionnaire.

How is the response rate calculated?

The response rate is calculated by dividing the total number of questionnaires returned (154) by the total number of pupils recorded as attending school (419). The response rate for this exercise is 36.8%.

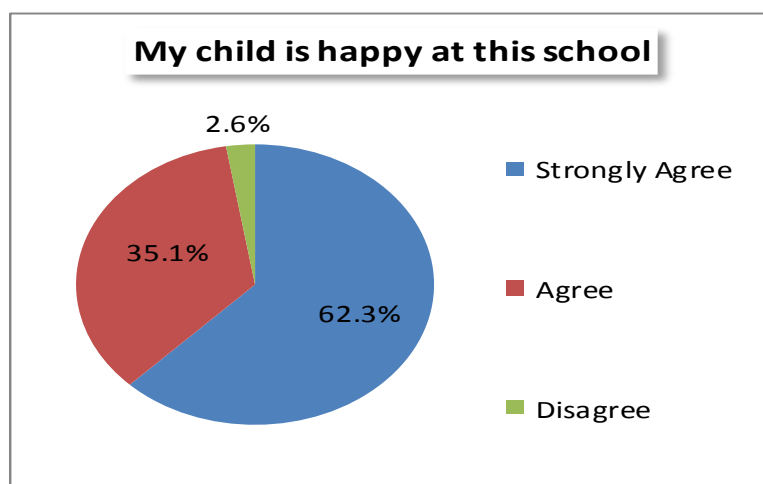
Limitations

The data is representative of the views of parents and carers who filled in the questionnaire. Where response rates are low any conclusions should be made with caution.

Analysis

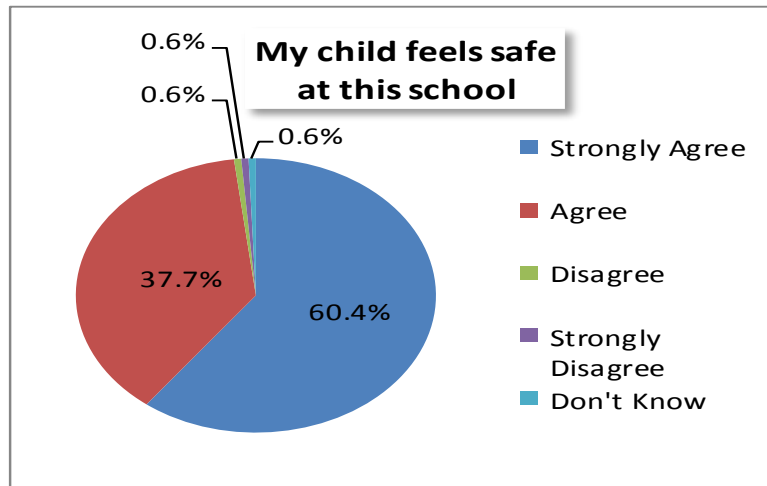
1. My child is happy at school

Strongly Agree	Agree	Disagree	Strongly Disagree	Don't Know	Totals	Positive	Negative	Don't Know	Totals
96	54	4	0	0	154	150	4	0	154
62.3%	35.1%	2.6%	0.0%	0.0%	100.0%	97.4%	2.6%	0.0%	100.0%



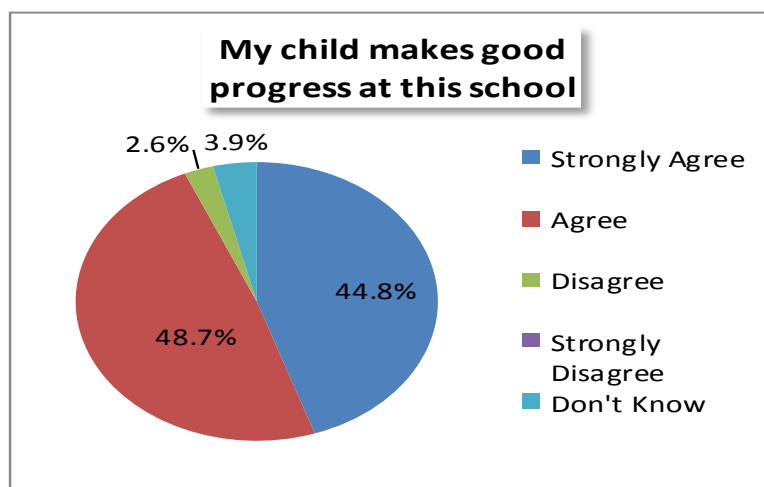
2. My child feels safe at this school

Strongly Agree	Agree	Disagree	Strongly Disagree	Don't Know	Totals	Positive	Negative	Don't Know	Totals
93	58	1	1	1	154	151	2	1	154
60.4%	37.7%	0.6%	0.6%	0.6%	100.0%	98.1%	1.3%	0.6%	100.0%



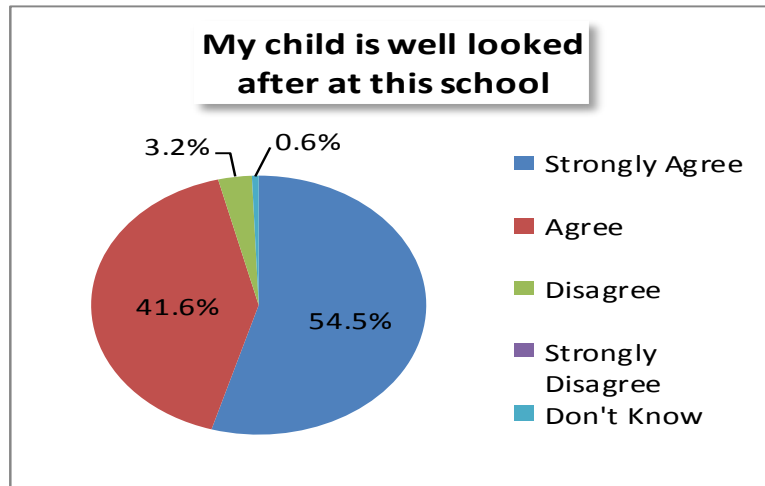
3. My child makes good progress at this school

Strongly Agree	Agree	Disagree	Strongly Disagree	Don't Know	Totals	Positive	Negative	Don't Know	Totals
69	75	4	0	6	154	144	4	6	154
44.8%	48.7%	2.6%	0.0%	3.9%	100.0%	93.5%	2.6%	3.9%	100.0%



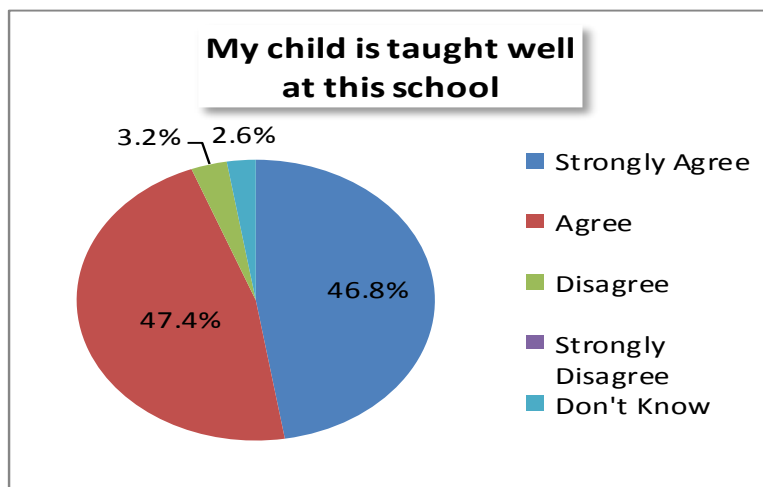
4. My child is well looked after at this school

Strongly Agree	Agree	Disagree	Strongly Disagree	Don't Know	Totals	Positive	Negative	Don't Know	Totals
84	64	5	0	1	154	148	5	1	154
54.5%	41.6%	3.2%	0.0%	0.6%	100.0%	96.1%	3.2%	0.6%	100.0%



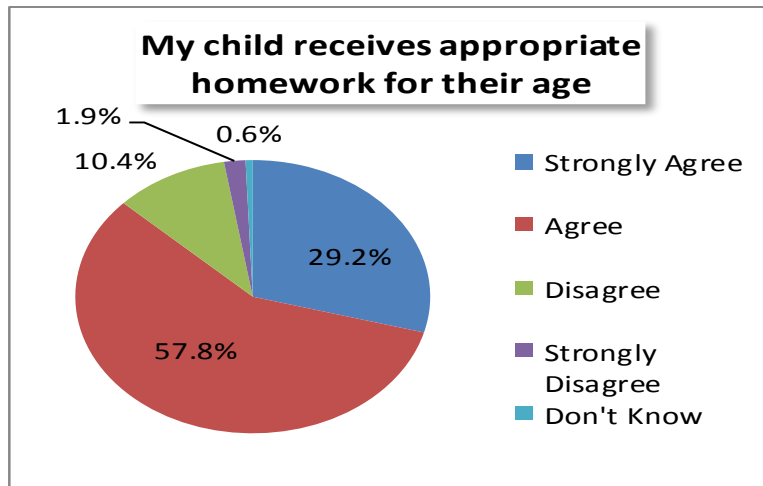
5. My child is taught well at this school

Strongly Agree	Agree	Disagree	Strongly Disagree	Don't Know	Totals	Positive	Negative	Don't Know	Totals
73	72	5	0	4	154	145	5	4	154
47.4%	46.8%	3.2%	0.0%	2.6%	100.0%	94.2%	3.2%	2.6%	100.0%



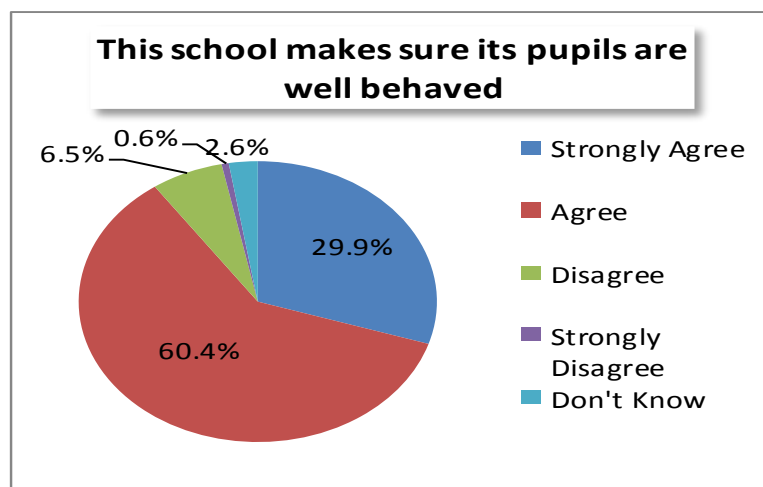
6. **My child receives homework appropriate for their age**

Strongly Agree	Agree	Disagree	Strongly Disagree	Don't Know	Totals	Positive	Negative	Don't Know	Totals
45	89	16	3	1	154	134	19	1	154
29.2%	57.8%	10.4%	1.9%	0.6%	100.0%	87.0%	12.3%	0.6%	100.0%



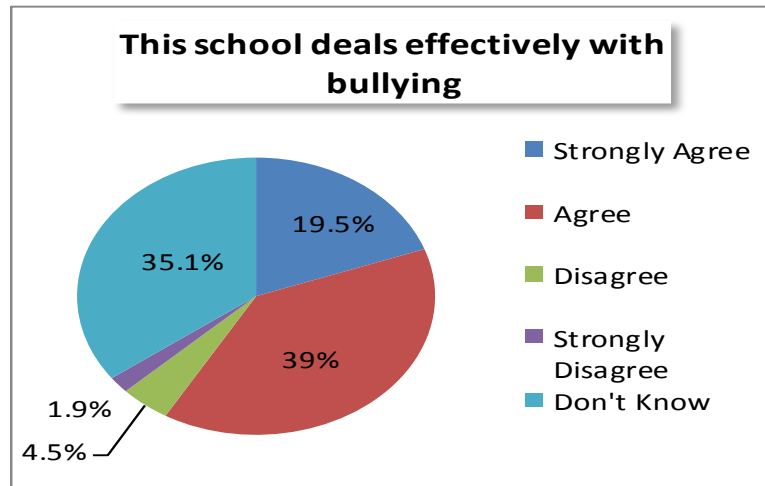
7. **This school makes sure its pupils are well behaved**

Strongly Agree	Agree	Disagree	Strongly Disagree	Don't Know	Totals	Positive	Negative	Don't Know	Totals
46	93	10	1	4	154	139	11	4	154
29.9%	60.4%	6.5%	0.6%	2.6%	100.0%	90.3%	7.1%	2.6%	100.0%



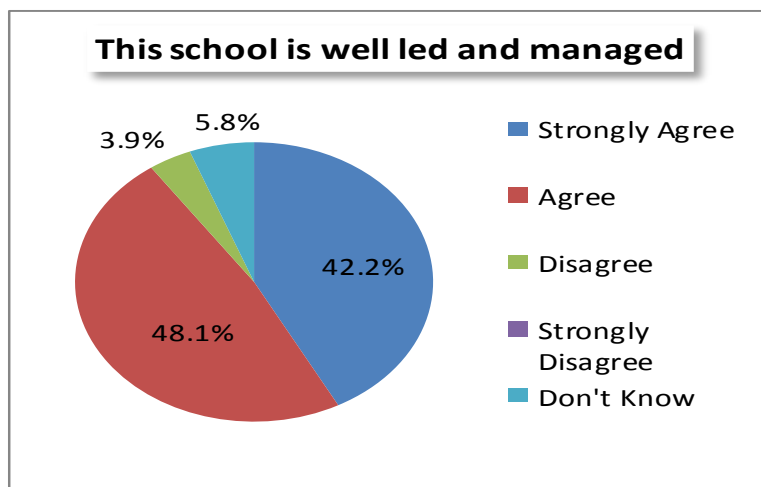
8. This school deals effectively with bullying

Strongly Agree	Agree	Disagree	Strongly Disagree	Don't Know	Totals	Positive	Negative	Don't Know	Totals
30	60	7	3	54	154	90	10	54	154
19.5%	39.0%	4.5%	1.9%	35.1%	100.0%	58.4%	6.5%	35.1%	100.0%



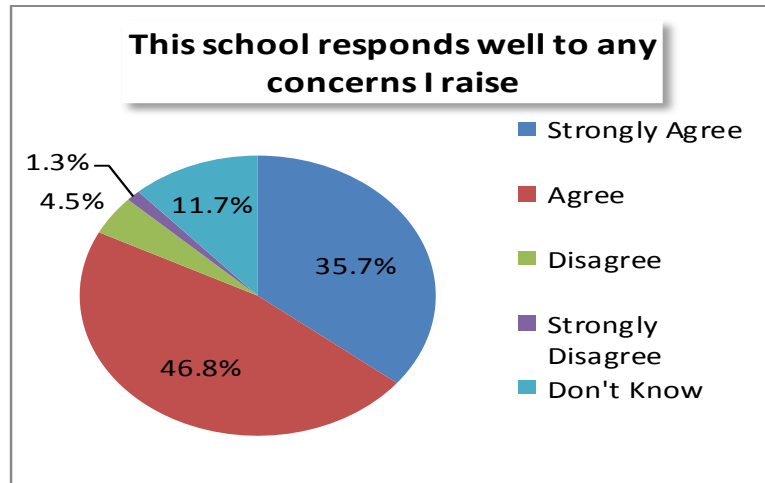
9. This school is well led and managed

Strongly Agree	Agree	Disagree	Strongly Disagree	Don't Know	Totals	Positive	Negative	Don't Know	Totals
65	74	6	0	9	154	139	6	9	154
42.2%	48.1%	3.9%	0.0%	5.8%	100.0%	90.3%	3.9%	5.8%	100.0%



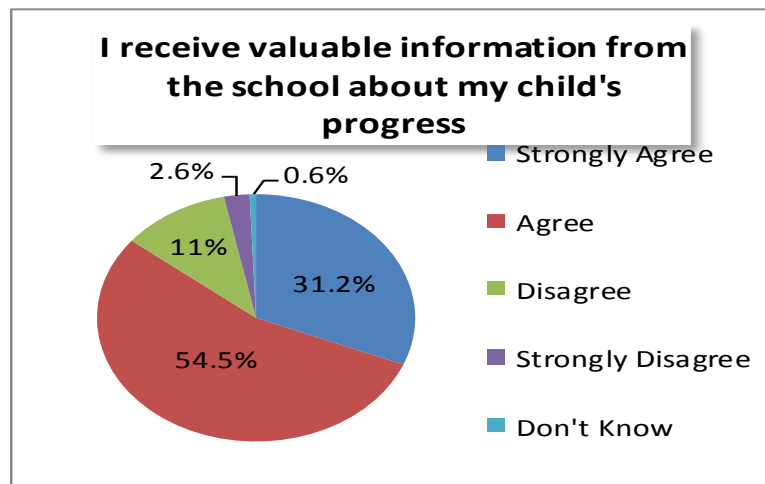
10. This school responds well to any concerns I raise

Strongly Agree	Agree	Disagree	Strongly Disagree	Don't Know	Totals	Positive	Negative	Don't Know	Totals
55	72	7	2	18	154	127	9	18	154
35.7%	46.8%	4.5%	1.3%	11.7%	100.0%	82.5%	5.8%	11.7%	100.0%



11. I receive valuable information from the school about my child's progress

Strongly Agree	Agree	Disagree	Strongly Disagree	Don't Know	Totals	Positive	Negative	Don't Know	Totals
48	84	17	4	1	154	132	21	1	154
31.2%	54.5%	11.0%	2.6%	0.6%	100.0%	85.7%	13.6%	0.6%	100.0%



12. Would you recommend this school to another parent?

Strongly Agree	Agree	Disagree	Strongly Disagree	Don't Know	Totals	Positive	Negative	Don't Know	Totals
98	46	2	3	5	154	144	5	5	154
63.6%	29.9%	1.3%	1.9%	3.2%	100.0%	93.5%	3.2%	3.2%	100.0%

